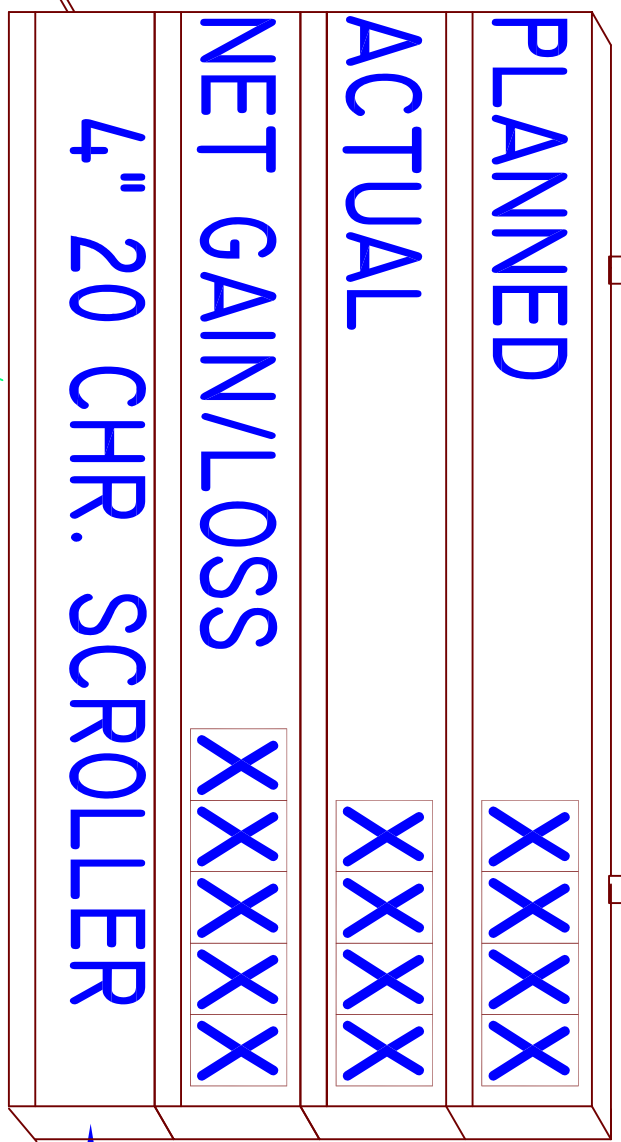


REVISIONS				
ZONE	REV	DESCRIPTION	DATE	APPROVED



ED225MPC
3LINE-N1
(1)

KEYPAD
WITH 10ft
4CONDUCTOR
CABLE
(1)

EDI
135 S CHURCH
ADDISON IL 60101
PH#630 628-0658

ED400MPC-4L-N1-KY

APPROVED BY:
DRAWN BY:
H.BILITZKI

SIZE: A
FSCM NO.:
SCALE: NONE

DWG NO.: R:\SYSTEMS\ED400MPC-4L-N1-KY

SHEET

REV
0

FOLIO

MONTHLY GOAL:

X|X|X|X|X|X|X|X|X|X

LF

BALANCE DUE:

X|X|X|X|X|X|X|X|X|X

LF

DAYS REMAINING

X

WEEKLY GOAL:

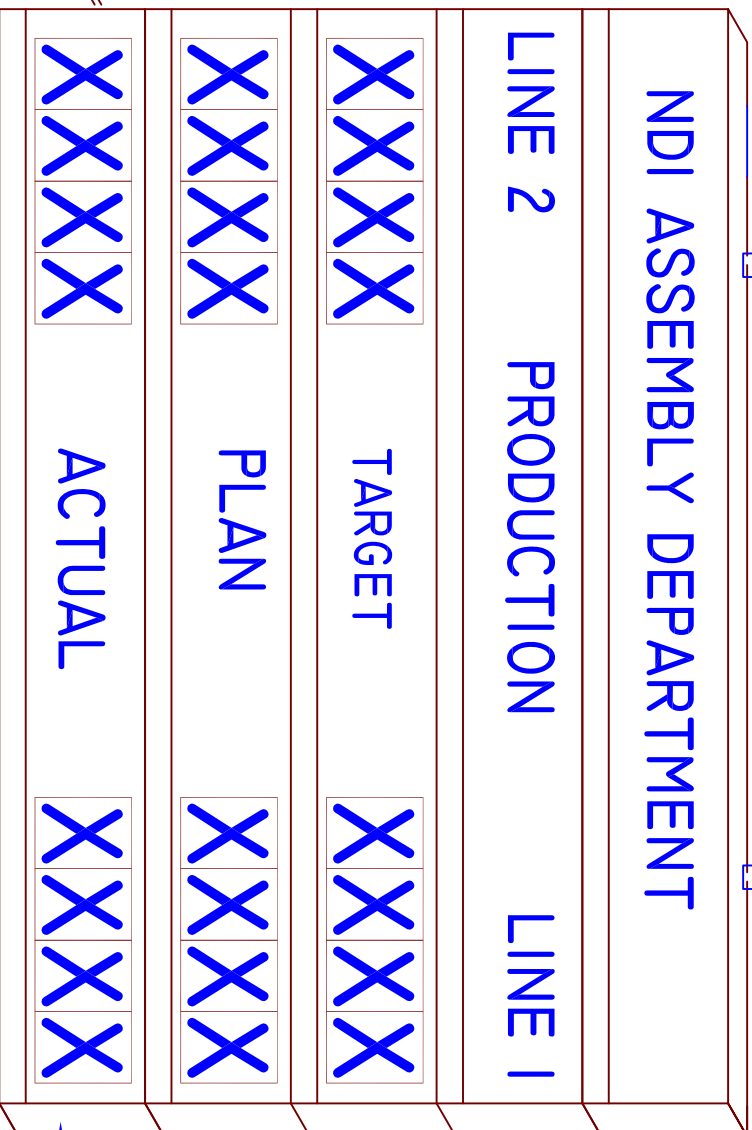
X|X|X|X|X|X|X|X|X|X

LF

BALANCE DUE:

X|X|X|X|X|X|X|X|X|X

LF



ED400MPC
5LINE-N1
(1)

25' OF CABLE
KEYPAD

ED400MPC-5L-N1

EDI
135 S CHURCH
ADDISON IL 60101
PH#630 628-0658

APPROVED BY:

DRAWN BY:
Z.JAKUBCZAK

ED400MPC-5L-N1

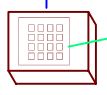
SIZE A	FSCM NO.	DWG NO. R:\SYSTEMS\ED400MPC-5L-N1	REV 0
SCALE NONE	SHEET		

ED225MPC-5L-N1-KY

REVISIONS				
ZONE	REV	DESCRIPTION	DATE	APPROVED



KEYPAD WITH 10ft 4CONDUCTOR CABLE (1)

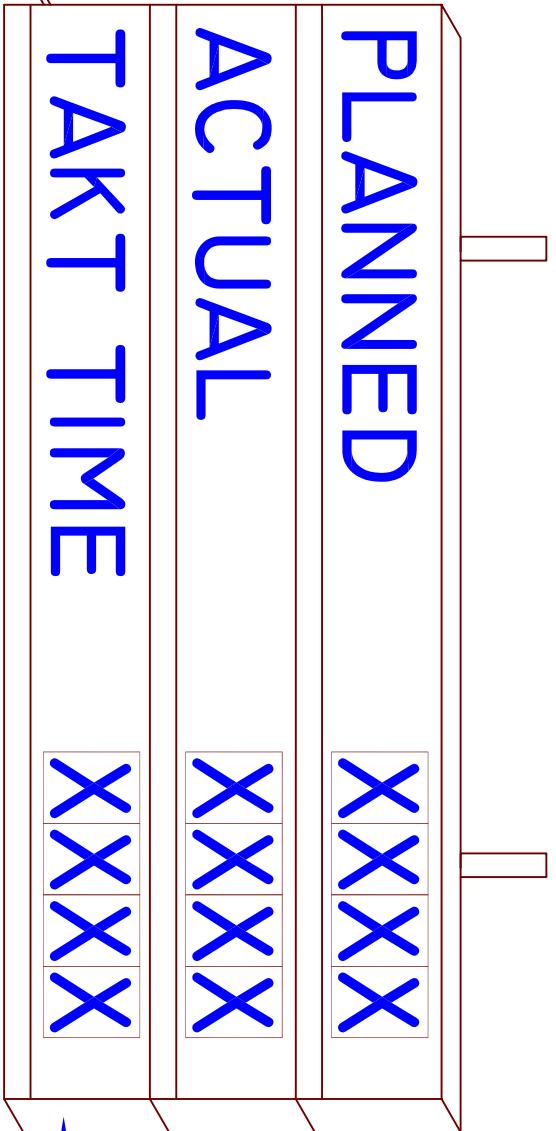


EDI
135 S CHURCH
ADDISON IL 60101
PH#630 628-0658

ED225MPC-5L-5N1-KY

APPROVED BY:	SIZE	FSCM NO.	DWG NO.	REV
Z.JAKUBCZAK	A		R:\SYSTEMS\ED225MPC-5L-N1-KY#90515	0
SCALE NONE	SHEET			

REVISIONS				
ZONE	REV	DESCRIPTION	DATE	APPROVED



ED400MPC
3LINE-N1
(1)

CONTROL
BOX
WITH 10ft
4CONDUCTOR
CABLE
(1)



EDI
135 S CHURCH
ADDISON IL 60101
PH#630 628-0658

ED400MPC-3L-N1

APPROVED BY:
DRAWN BY:
Z.JAKUBCZAK

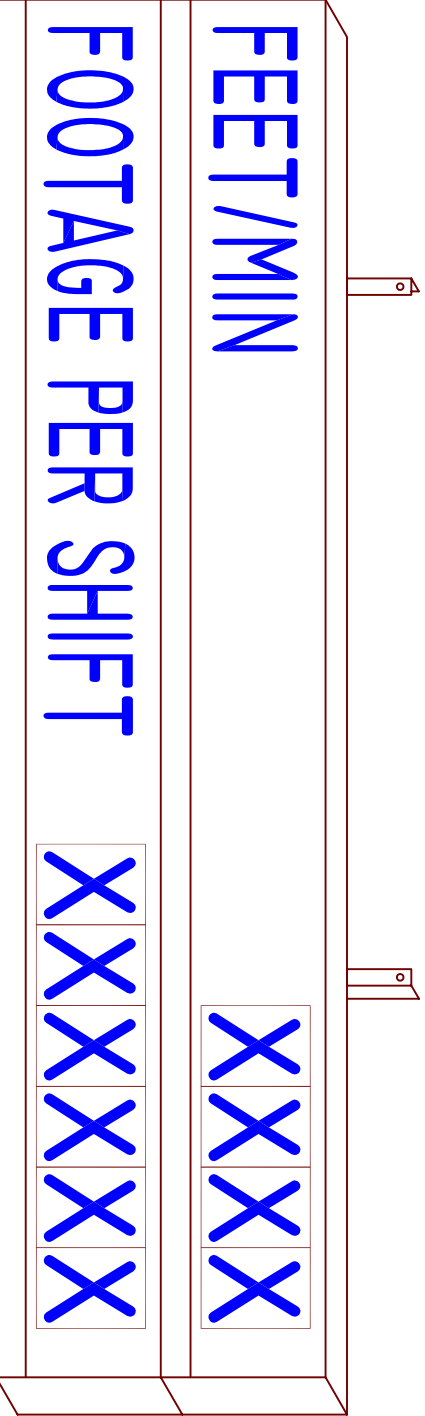
SIZE: A
FSCM NO.:
SCALE: NONE

DWG NO.:
R:\SYSTEMS\ED400MPC-3L-N12-RC-SP1

REV
0

SHEET


REVISIONS				
ZONE	REV	DESCRIPTION	DATE	APPROVED



- NOTES:
- Serial input (RS422)
 - 4 Inch High Numerics
 - Each line is addressable
 - 120VAC / 60 Hz.

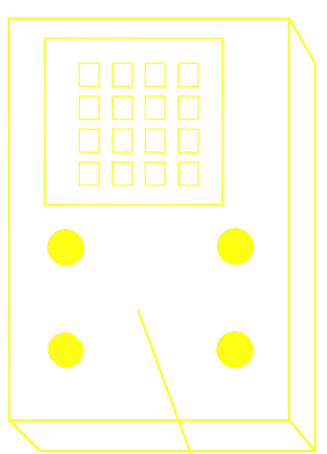
EDI 135 S CHURCH ADDISON IL 60101 PH#630 628-0658		ED400MPC-2L-N1	
APPROVED BY:	SIZE	FSCM NO.	DWG NO.
H.Blitzki	A		R:\SYSTEMS\ED400MPC-2L-N1 system
DRAWN BY:	SCALE		SHEET
	NONE		
			REV
			0

REVISIONS				
ZONE	REV	DESCRIPTION	DATE	APPROVED



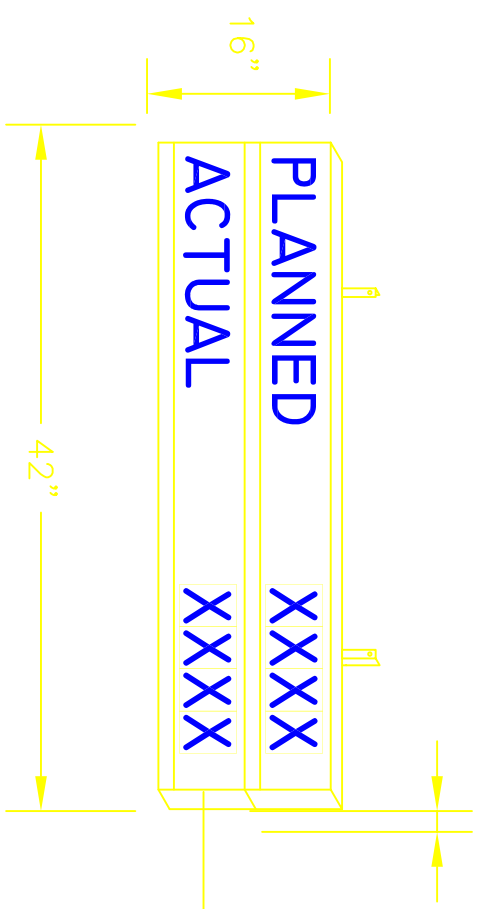
X 4

Keypad for variable rate counter over time
 Momentary push button to reset to "0" on line address 01.
 Momentary push button to reset to "0" on line address 02.
 Momentary push button to reset to "0" on line 03.
 Momentary push button to reset to "0" on line 04.



HOFFMAN BOX

*3(pcs) of 25' cable between displays and keypad supplied by EDI.



*All displays dimensions—
 42"Wx16"Hx2-1/4"D
 *Control box dimensions—
 8"Wx10"Hx4"D

EDI
 135 S CHURCH
 ADDISON IL 60101
 PH#630 628-0658

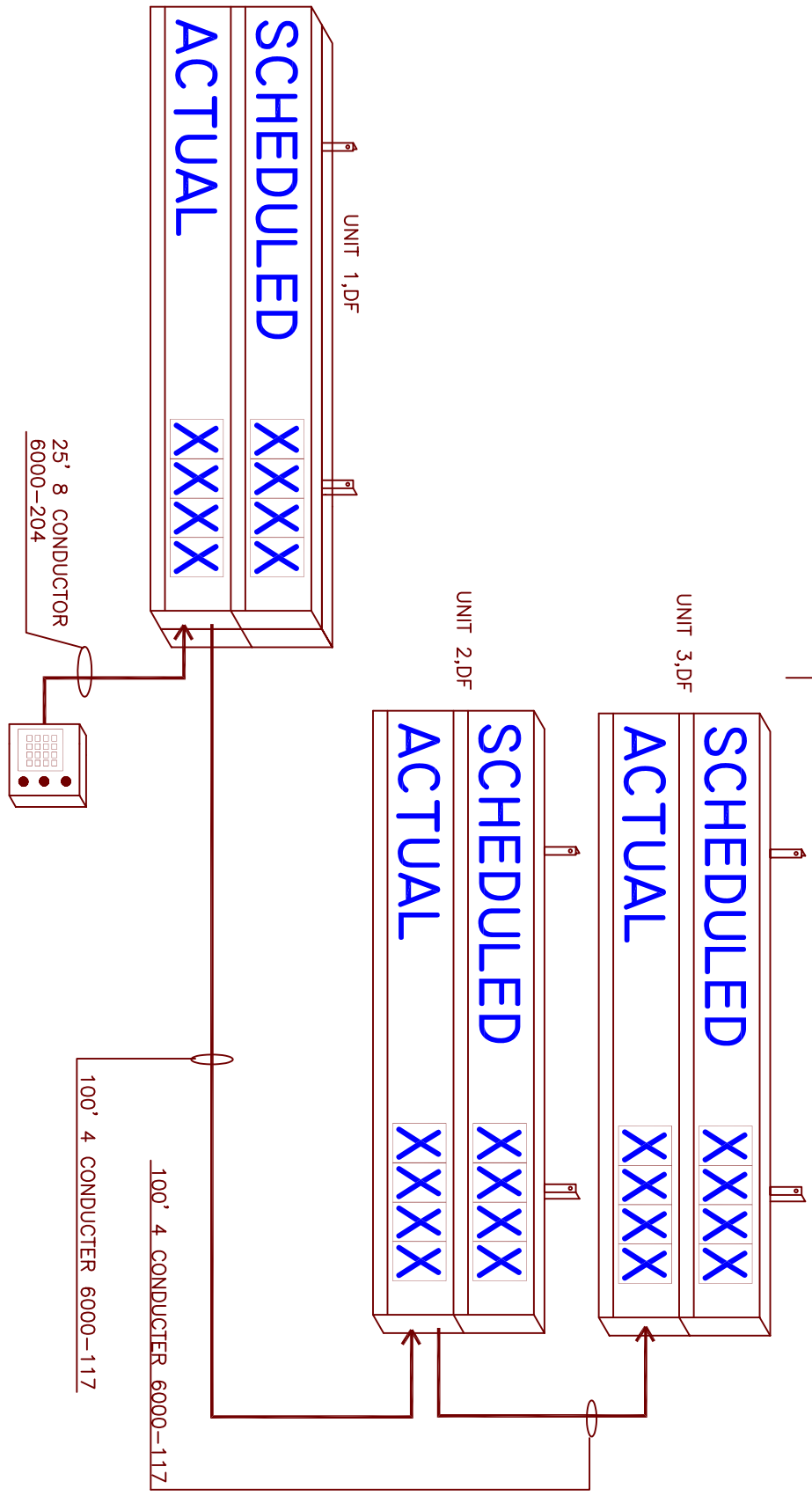
ED400MPC-2L-N1-SYSTEM

APPROVED BY:
 DRAWN BY:
 Z.JAKUBCZAK

SIZE	FSCM NO.	DWG NO.	REV
A		R:\SYSTEMS\ED400MPC-2L-N1-KV LIPTON	0
SCALE	NONE	SHEET	

ED400MPC-2L-N1-SYSTEM

REVISIONS				
ZONE	REV	DESCRIPTION	DATE	APPROVED



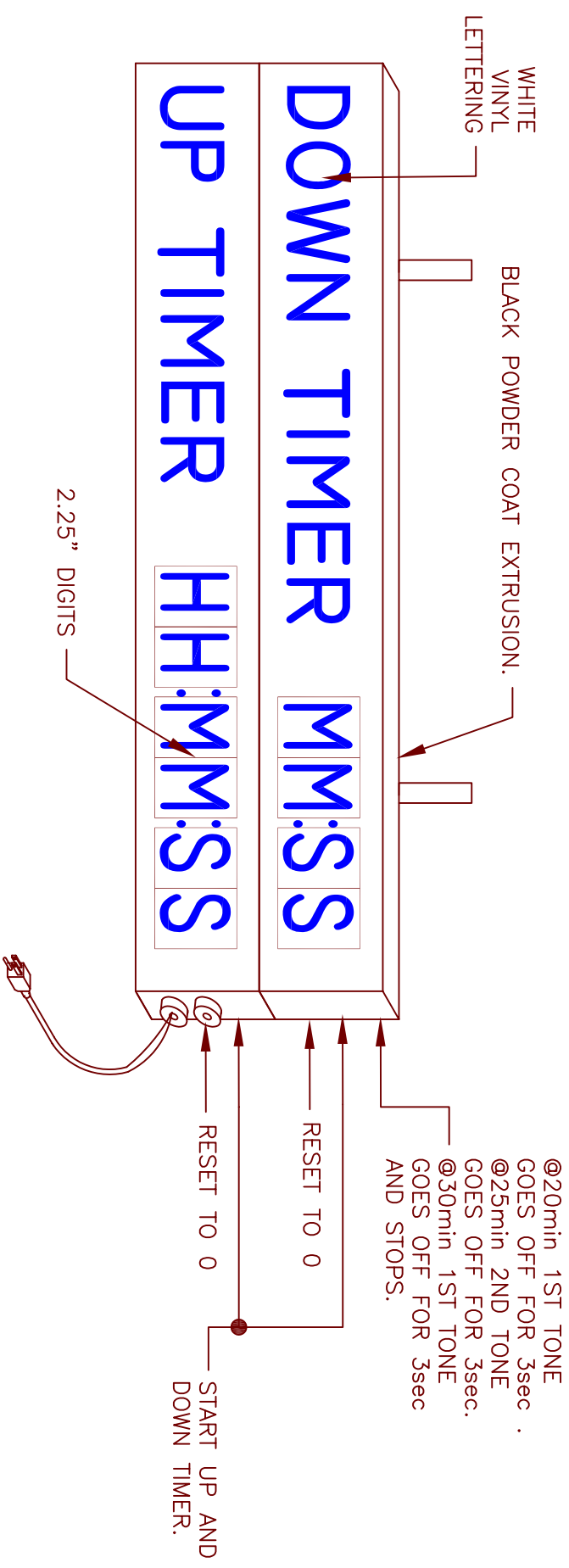
EDI
135 S CHURCH
ADDISON IL 60101
PH#630 628-0658

ED400MPC-2L-N1-SYSTEM

APPROVED BY:
DRAWN BY:
H. Blitzi

SIZE	FSCM NO.	DWG NO.	REV
A		R:\SYSTEMS\ED400MPC-2L-N1 system	0
SCALE	NONE	SHEET	

REVISIONS				
ZONE	REV	DESCRIPTION	DATE	APPROVED



EDI
135 S CHURCH
ADDISON IL 60101
PH#630 628-0658

ED225MPC-2L-N1

APPROVED BY:
DRAWN BY:
H.BILITZKI

SIZE	FSCM NO.	DWG NO.	REV
A		R:\SYSTEMS\ED225MPC-2L-N1	0
SCALE	NONE	SHEET	