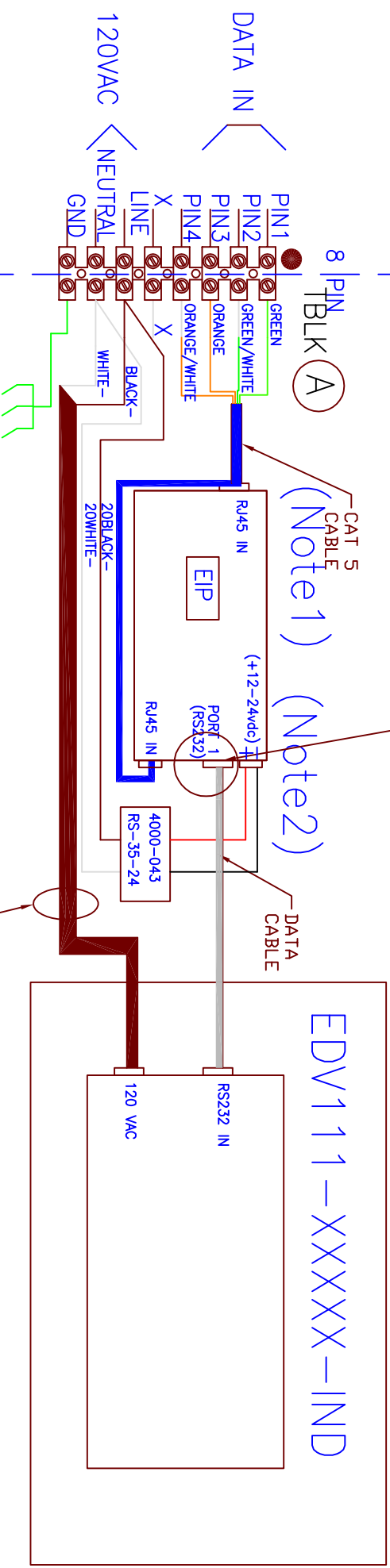
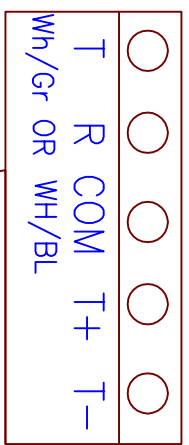



CUSTOMER SHOP  
WIRING WIRING



NOTE:

- 1 - Cut the CAT 5 Cable in one side and Cut Wire-BL/WH & BR/WH Use Wires GR, GR/WH,OR,OR/WH and strip them for PIN1,2,3,4 at T-BLK-A
- 2 - Use the Data Cable that Comes with the sign Cut one side of the Data Cable and strip 3 out of 6 wires Use WH/GR, Orange, WH/BLUE only (See Detail)
- 3 - Use the Power Cable and strip it in one side that is going at the TBK-A



# ELECTRICAL SCHEMATIC

DRAWN BY:  
m. bushi

R:\WIRING\EDV111-XXXXX-IND-EIP-N4